

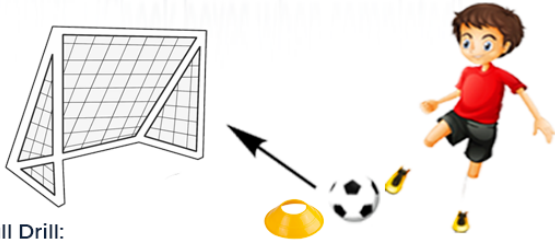


FINISHING

Video Reference:

Grit Soccer Training (YouTube) - Soccer Shooting Drills for Kids

<https://youtu.be/evYAlwAhVtE>



Net Ball Drill:

Set Up a cone a yard away from a goal (or 4-5 yards away from a wall/fence). The goal is for the player to strike the ball with the top of the foot at "laces" and try to hit the net of the goal or the wall without hitting the ground first. Keep backing up the cone to increase difficulty

Finishing Drill:

Use either a small soccer goal, wall or fence as a target. Place targets along the front of the goal usually outside the middle simulating shooting around a goalie. Pass or roll the ball ahead and coach them to "finish" the ball by directing it with accuracy to the targets.

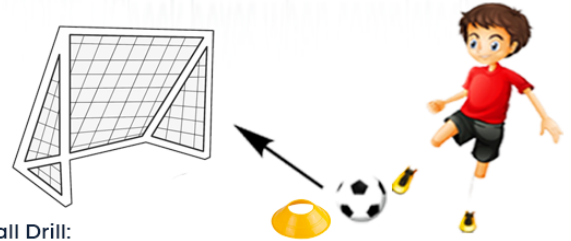


FINISHING

Video Reference:

Grit Soccer Training (YouTube) - Soccer Shooting Drills for Kids

<https://youtu.be/evYAlwAhVtE>



Net Ball Drill:

Set Up a cone a yard away from a goal (or 4-5 yards away from a wall/fence). The goal is for the player to strike the ball with the top of the foot at "laces" and try to hit the net of the goal or the wall without hitting the ground first. Keep backing up the cone to increase difficulty

Finishing Drill:

Use either a small soccer goal, wall or fence as a target. Place targets along the front of the goal usually outside the middle simulating shooting around a goalie. Pass or roll the ball ahead and coach them to "finish" the ball by directing it with accuracy to the targets.

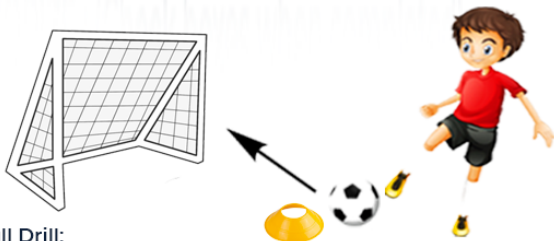


FINISHING

Video Reference:

Grit Soccer Training (YouTube) - Soccer Shooting Drills for Kids

<https://youtu.be/evYAlwAhVtE>



Net Ball Drill:

Set Up a cone a yard away from a goal (or 4-5 yards away from a wall/fence). The goal is for the player to strike the ball with the top of the foot at "laces" and try to hit the net of the goal or the wall without hitting the ground first. Keep backing up the cone to increase difficulty

Finishing Drill:

Use either a small soccer goal, wall or fence as a target. Place targets along the front of the goal usually outside the middle simulating shooting around a goalie. Pass or roll the ball ahead and coach them to "finish" the ball by directing it with accuracy to the targets.

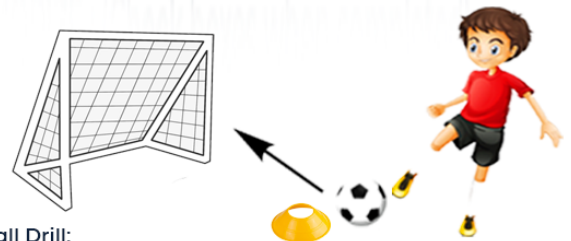


FINISHING

Video Reference:

Grit Soccer Training (YouTube) - Soccer Shooting Drills for Kids

<https://youtu.be/evYAlwAhVtE>



Net Ball Drill:

Set Up a cone a yard away from a goal (or 4-5 yards away from a wall/fence). The goal is for the player to strike the ball with the top of the foot at "laces" and try to hit the net of the goal or the wall without hitting the ground first. Keep backing up the cone to increase difficulty

Finishing Drill:

Use either a small soccer goal, wall or fence as a target. Place targets along the front of the goal usually outside the middle simulating shooting around a goalie. Pass or roll the ball ahead and coach them to "finish" the ball by directing it with accuracy to the targets.